

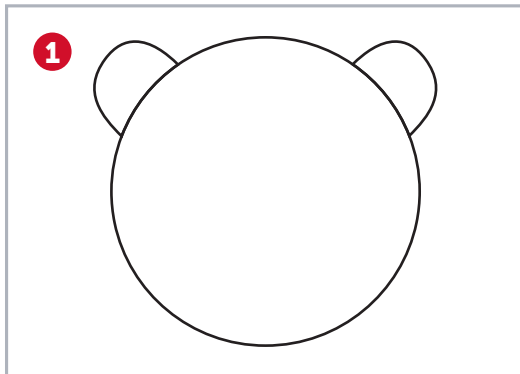


How to Draw a Panda


Materials:

- Paper
- Pen or Markers


We love pandas at Panda Express! We've put together some simple instructions to follow so you can draw your own panda at home. Once you've drawn your own, what will you add to the scene? Use your imagination and create a world of your own for your very own panda.



1 First, draw a circle for the head. Then two half circles on the top left and right side of the head for ears.



2 Draw two circles for the eyes. Then draw two ovals or copy the shapes above for the spots around the eyes.



3 Draw in the nose and mouth.



4 Color in the shapes for the ears, eye spots, nose, and mouth. Now your panda is done!